

UV-2C SD Microprocessor Integrator (also available for LED measurement up to 20 W/cm²)

- + choice of a combination of two different spectral ranges:
- + UV-A intensity mW/cm² + UV-V dose mJ/cm²
- + UV-B intensity mW/cm² + UV-V dose mJ/cm²
- + UV-C intensity mW/cm² + UV-A dose mJ/cm²
- + UV-V intensity mW/cm² + UV-V dose mJ/cm²
- + triggered or standard mode
- + LCD display
- + temperature °C/°F (option)
- + SD Memory Card
- + graphic chart on computer
- + re-chargeable accu cell
- + further spectral ranges upon request
- + available up to 20W/cm²
- + available with high speed sampling rate 0.0007s (1400/s)
- + 5.5" (140 mm), height .5" (13 mm)



The UV-2C SD Microprocessor Integrator is an economical, self-contained, high quality UV measuring instrument. It is designed to measure, record and display peak UV intensity and UV dosage in the UV curing process.

It is equipped with two different UV sensors for the individual measuring of a combination of either:

UV-C 230 – 280 nm
UV-B 280 – 315 nm
UV-A 315 – 400 nm
UV-V 395 – 445 nm
UV 250 – 410 nm

With two different UV-bands, many of the measuring requirements of UV curing applications can be covered. Due to its two different UV sensors and the integrated microprocessor the UV-2C Microprocessor Integrator can measure, record and display the peak of the UV-intensity (mW/cm²) for each UV-band individually. Additionally, this UV-Integrator is calculating the UV-dosage (mJ/cm²) of the UV energy supplied during the time of exposure of one measuring cycle. The UV-dosage is calculated for each UV-band (UV-A and UV-V) individually. This allows to determine not only the UV-energy, but also how that energy is delivered, i.e., what intensity and dose at what UV-band.

Optionally, an extra sensor measures temperatures from 32 to 230° F / 0 to 110° Celsius.

*This Microprocessor Integrator features a selectable „triggered mode“, i.e. the 30 sec recording cycle starts within a 120 second readiness phase not before the incident UV-intensity exceeds 2 mW/cm².

The two sensors are on the back of the unit which also serves as a heat shield. After completion of the measuring cycle all measuring results can be scrolled through on the built in 2 x 16 digit LCD display.

A special AUTO-OFF feature that turns off the unit automatically after one minute serves as energy saving and extension of the battery service life.

This microprocessor integrator is additionally equipped with an SD Memory Card Slot. All measuring data are stored and can be downloaded to a computer. The special evaluation software allows to show, edit and store a history of the measuring results of the entire measuring cycle as graphic and numeric charts (mW/cm²) and (mJ cm²) and (°F – option -)

3.5.1. UV-2C SD Microprocessor Integrator	UV-A	+ UV-V
3.5.2. UV-2C SD Microprocessor Integrator	UV-A	+ UV-B
3.5.3. UV-2C SD Microprocessor Integrator	UV	+ UV-A
3.5.4. UV-2C SD Microprocessor Integrator	UV	+ UV-B
3.5.5. UV-2C SD Microprocessor Integrator	UV	+ UV-V
3.5.6. UV-2C SD Microprocessor Integrator	UV-B	+ UV-V
3.5.7. UV-2C SD Microprocessor Integrator	UV-C	+ UV-V
3.5.8. UV-2C SD Microprocessor Integrator	UV-C	+ UV-A

Subject to change without prior notice © 2014-01

UV-DESIGN (Office)
Triebstrasse 3
63636 Brachtal
GERMANY
Tel.: +49 (0)6053 619824
Fax: +49 (0)6053 619820

(Office & Workshop) UV-DESIGN
Fabrikstrasse 12
63636 Brachtal
GERMANY
Tel.: +49 (0)6053 8095431
Fax: +49 (0)6053 8095433

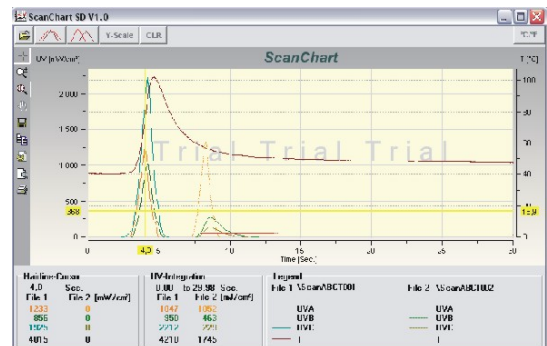


UV-2C SD Microprocessor Integrator

Technical Data:

Spectral ranges:	UV-A 315 – 410 nm UV-B 280 – 315 nm UV-C 230 – 280 nm UV-V 395 – 445 nm* UV 230 – 410 nm
Temperature range:	32 to 230° F / 0 to 110° C
Max. Power Input*	0 to 2,000 mW/cm ²
Measuring range:	0 to 2,000 mW/cm ²
Sampling rate:	0.01 sec (100/sec)
Recording cycle:	90 sec.
Readiness phase:	120 sec.
Display range:	0 to 36,000 mJ/cm ²
Display:	LCD, 2 x 16 digits
Power source:	3.7 V LiPO Accu
Power consumption:	20 µA
Accu service life:	1,000 re-charging cycles
Dimensions:	Ø 5.5" (140 mm), height ½" (13 mm)
Weight:	approx. 17.5 ounce (500 g)
Operating temperature:	32° to 113° F / 0 to 45° C
Heat protection:	Heat shield on back plate
Base Accuracy:	± 5 %

Special Feature:

Stores data on SD-Memory Card for the download of data to a Computer



While on the conveyer belt, the UV-2C SD Microprocessor Integrator can withstand max. 230° F / 110° C for up to 10 seconds. The temperature of the housing should not exceed 113° F / 45° C. Because of uneven radiation distribution of the UV light source and different type of construction of the measuring devices by different manufacturers, different readings may appear under the same measurement conditions.

Calibration:

In order to keep its full function and precision it is recommended to have re-calibration done once per year. Re-calibration will also be necessary after change of battery. Ongoing, PTB traceable calibration with certificate

Warranty: 2 years from the date of purchase

*also available up to 20 W/cm², display resolution in relation to maximum power input
*also available with high-speed sampling rate 0.0007 (1400/sec)

Subject to change without prior notice © 2014-01

UV-DESIGN (Office)
Triebstrasse 3
63636 Brachtal
GERMANY
Tel.: +49 (0)6053 619824
Fax: +49 (0)6053 619820

(Office & Workshop) UV-DESIGN
Fabrikstrasse 12
63636 Brachtal
GERMANY
Tel.: +49 (0)6053 8095431
Fax: +49 (0)6053 8095433