

UV-1450 Colour RE UV-4CSD

- + UV-A intensity mW/cm^2 + UV-A dose mJ/cm^2
- + UV-B intensity mW/cm^2 + UV-B dose mJ/cm^2
- + UV-C intensity mW/cm^2 + UV-C dose mJ/cm^2
- + UV-V intensity mW/cm^2 + UV-V dose mJ/cm^2
- + Full UV intensity mW/cm^2 + Full UV dose mJ/cm^2
- + big colour graphic display
- + numerical and graphical display
- + permanent or „triggered“ measuring mode*
- + SD Memory Card
- + real-time clock
- + graphic chart on computer
- + re-chargeable accu cells with charger



The **UV-1450 Colour SD Radiometer + Dosimeter RE** is a self-contained, high quality UV measuring instrument. It is designed to measure and record UV intensity and UV dosage in the UV curing process. Measuring results are indicated both, graphically and numerically on a big colour display.

It is equipped with four different UV sensors for the individual measuring of

UV-A	315 – 410 nm
UV-B	280 – 315 nm
UV-C	230 – 280 nm
UV-V	395 – 445 nm

Filename=File0005.TXT
UV-A =0244mW/cm2 =00960mJ/cm2
UV-B =0134mW/cm2 =00430mJ/cm2
UV-C =0065mW/cm2 =00214mJ/cm2
UV-V =0325mW/cm2 =01250mJ/cm2
Graphic Menu

With these four different UV-bands most of the measuring requirements of UV curing applications can be covered.

Due to its four different UV sensors and the integrated microprocessor the **UV-1450 Colour SD Radiometer + Dosimeter RE** can measure, record and display the peak of the UV-intensity (mW/cm^2) for each UV-band individually plus the peak of total UV energy.

Additionally, this instrument is calculating the UV-dosage (mJ/cm^2) of the UV energy supplied during the time of exposure of one measuring cycle. The UV-dosage is calculated for each UV-band (UV-A, UV-B, UV-C and UV-V) individually and as total Integral of UV-dosage over the full UV-range. This allows to determine not only the total energy, but also how that energy is delivered, i.e., what intensity and dose at what UV-band.

*This instrument features a selectable „triggered mode“, i.e. the 30 sec recording cycle starts within a 120 second readiness phase not before the incident UV-intensity exceeds $2 mW/cm^2$.

The four sensors are on the back of the unit which also serves as a heat shield. After completion of the measuring cycle the measuring results are instantly displayed numerically and graphically auto-scaled on the built in 45 x 34 mm (2 1/2") TFT colour display.

A special AUTO-OFF feature that turns off the unit automatically after one minute serves as energy saving and extension of the battery service life.

This Radiometer + Dosimeter is equipped with an SD-Memory Card Slot and an evaluation software for downloading the data to a computer to show, edit and store a history of the measuring results of the entire measuring cycle as graphic charts (mW/cm^2) and (mJ/cm^2)

Item 65.7. UV-1450 Colour RE Radiometer + Dosimeter UV-4C SD, UV-A + UV-B + UV-C + UV-V

Subject to change without prior notice © 2014-01

UV-DESIGN (Office)
Triebstrasse 3
63636 Brachtal
GERMANY
Tel.: +49 (0)6053 619824
Fax: +49 (0)6053 619820

(Office & Workshop) UV-DESIGN
Fabrikstrasse 12
63636 Brachtal
GERMANY
Tel.: +49 (0)6053 8095431
Fax: +49 (0)6053 8095433

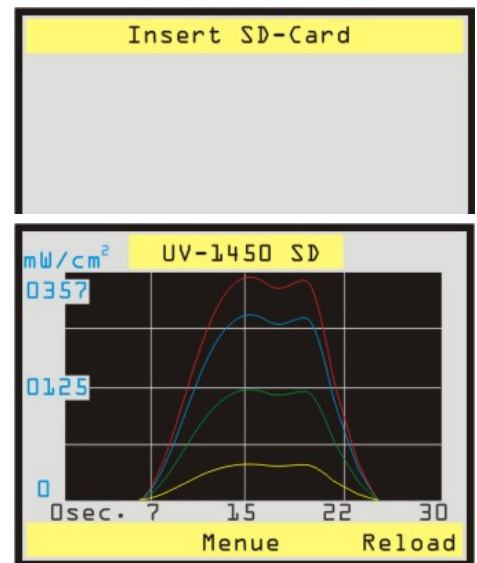

UV-1450 Colour RE UV-4CSD

Technical Data:

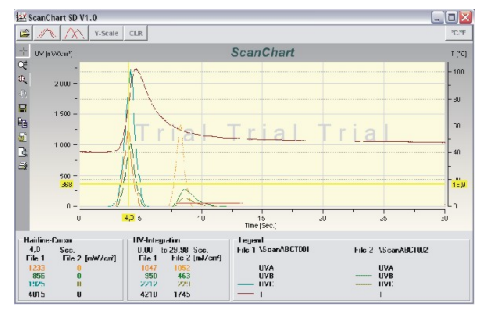
Spectral ranges:	UV-A 315 – 410 nm UV-B 280 – 315 nm UV-C 230 – 280 nm UV-V 395 – 445 nm
Max. Power Input	0 to 5,000 mW/cm ²
Measuring range:	0 to 2,000 mW/cm ²
Sampling rate:	0.02 sec (50/sec)
Recording cycle:	30 sec.
Readiness phase:	120 sec.
Display range:	0 to 36,000 mJ/cm ²
Display:	TFT Colour Display, 45 x 34 mm (2 1/2")
Power source:	3.7 V LiPO Accu
Power consumption:	80 µA
Accu service life:	1,000 re-charging cycles
Dimensions:	approx. 4" x 6.5" (105 x 165 mm), height .55" (14 mm)
Weight:	approx. 17.5 ounce (500 g)
Operating temperature:	32° to 113° F / 0 to 45° Celsius
Heat protection:	Heat shield on back plate
Base Accuracy:	± 5 %

Special Feature:

Stores data on SD-Memory Card for the download of data to a Computer



Graphical display on PC



While on the conveyer belt, the **UV-1450 Colour SD Radiometer + Dosimeter RE** can withstand max. 230° F / 110° C for up to 10 seconds. The temperature of the housing should not exceed 113° F / 45° C. Because of uneven radiation distribution of the UV light source and different type of construction of the measuring devices by different manufacturers, different readings may appear under the same measurement conditions.

Calibration:

In order to keep its full function and precision it is recommended to have re-calibration done once per year. Re-calibration will also be necessary after change of battery. PTB traceable calibration with certificate