


# THE WIDE RANGE OF UV - IR TECHNOLOGY



## UV-Probe Integrator (ComPort)

- + UV-intensity  $mW/cm^2$
- + UV-peak intensity  $mW/cm^2$
- + UV-dose  $mJ/cm^2$
- + USB ComPort (Option)
- + graphic chart on computer (Option)



The UV-Probe Integrator is a self-contained, high quality UV measuring instrument. It is designed to measure and display UV energy in  $mW/cm^2$ . An additional function is the scan of the peak value of UV-intensity in  $mW/cm^2$  and to measure the UV dose in  $mJ/cm^2$  within a pre-set period of 30/60 seconds.

In the standard version it is equipped with one UV sensor for the measuring of:

### Full UV spectral area 230 – 410 nm (Standard)

Due to its UV sensor and the integrated microprocessor the UV-Probe Integrator can measure and display the peak UV-intensity of the full UV spectrum ( $mW/cm^2$ ). Additionally, this UV-Probe Integrator is calculating the UV-dosage ( $mJ/cm^2$ ) of the UV energy supplied during the time of exposure of one measuring cycle. The UV-dosage is calculated as the total Integral of UV-dosage over the full UV spectral bands.

The removable, probe-type sensor is connected to the base unit by a cable of approx. 1 meter (40") length. In the function "Direct" the actual UV-energy in  $mW/cm^2$  supplied to the sensor is measured. The function "Scan" will start a 30/60 second measuring cycle of both, UV-intensity and UV-dose. After completion of the measuring cycle the measuring results can be scrolled through on the built in 2 x 16 digit LCD display.

A special AUTO-OFF feature that turns off the unit automatically after one minute serves as energy saving and extension of the battery service life.

As an option, this microprocessor integrator is available with an USB ComPort and an evaluation software for downloading the data to a computer to show, edit and store a history of the measuring results of the entire measuring cycle as graphic and numeric charts ( $mW/cm^2$ ) and ( $mJ/cm^2$ )

The UV-Probe Microprocessor Integrator is available in five different measuring ranges:

(Please state upon order)

Item 28.1.1 UV-Probe Integrator, Type 1 UV-V (Diazo)	350 – 460 nm
Item 28.1.2 UV-Probe Integrator, Type 2 UV-A	315 – 410 nm
Item 28.1.3 UV-Probe Integrator, Type 3 UV	230 – 400 nm (STD)
Item 28.1.4 UV-Probe Integrator, Type 4 UV-B	280 – 315 nm
Item 28.1.5 UV-Probe Integrator, Type 5 UV-C	230 – 280 nm
Item 28.2.1 UV-ComPort Probe Integrator, Type 1 UV-V (Diazo)	350 – 460 nm
Item 28.2.2 UV-ComPort Probe Integrator, Type 2 UV-A	315 – 400 nm
Item 28.2.3 UV-ComPort Probe Integrator, Type 3 UV	250 – 410 nm
Item 28.2.4 UV-ComPort Probe Integrator, Type 4 UV-B	280 – 315 nm
Item 28.2.5 UV-ComPort Probe Integrator, Type 5 UV-C	230 – 280 nm

Subject to change without prior notice © 2006-09

## UV-IR TECHNOLOGY

Talstr. 37 \* D-63128 Dietzenbach \* Germany  
Tel. +49(0)6074 483079 Fax +49(0)6074 483078  
www.uv-ir-technology.de \* mail: info@uv-ir-technology.de

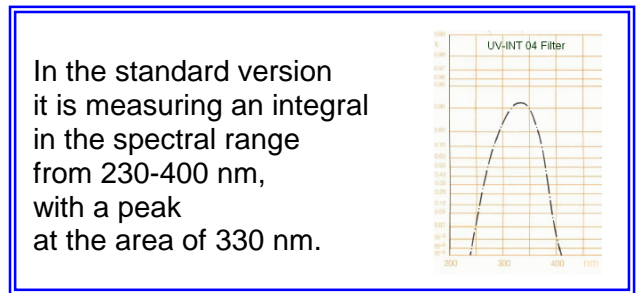
# THE WIDE RANGE OF UV - IR TECHNOLOGY



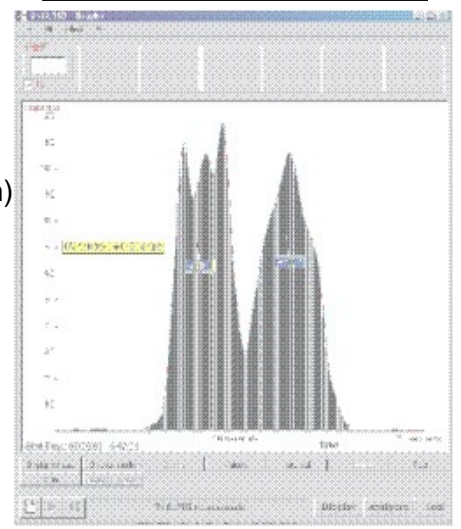
## UV-Probe Integrator (ComPort)

### Technical Data:

Spectral range:	UV 230 – 400 nm (Standard) or other
Max. Power Input	0 to 5,000 mW/cm <sup>2</sup>
Display:	LCD, 2x16 digits
Display range:	0 to 60,000 mJ/cm <sup>2</sup>
Measuring range:	0 to 2,000 mW/cm <sup>2</sup>
Sampling rate:	0.005 sec (200/sec)
Recording cycle:	30 sec.
Power source:	2 x long life 3.6 V Lithium Battery
Power consumption:	20 µA
Battery service life:	2,000 hrs
Dimensions:	5.5" (120 mm) x 3" (75 mm) x 0.4" (10 mm)
Weight:	approx. 6 ounce (150 g)
Dimensions of probe:	Ø 1.5" (40 mm) x 0.4" (10 mm)
Length of probe cable:	approx. 40" ( 1 meter )
Operating temperature:	0 to 113° F / 0 to 45° Centigrade
Base Accuracy:	± 5 %



Option: ComPort



While measuring, the UV-Probe Integrator can withstand max. 230° F / 110° Centigrade for up to 10 seconds. The temperature of the housing should not exceed 113° F / 45° Centigrade. Because of uneven radiation distribution of the UV light source and different type of construction of the measuring devices by different manufacturers, different readings may appear under the same measurement conditions.

### Calibration:

In order to keep its full function and precision it is recommended to have re-calibration done once per year. Re-calibration will also be necessary after change of battery. PTB traceable calibration with certificate

### Warranty: 2 years from the date of purchase

Subject to change without prior notice © 2006-09